



SERVICE BULLETIN

Equipment/Furnishings
Passenger Compartment

Inspection, Check and Replacement of Hook
Assembly P/Ns 505960-401 and 502737-459

All Aircraft Types Affected

The information contained herein is confidential and proprietary to AmSafe. It shall not be reproduced or disclosed, in whole or in part, to persons other than those necessary for the user to utilize such information or used in any manner detrimental to AmSafe's interests or for the purpose for which such information was provided without the express, written consent of AmSafe, except to the extent required for installation or maintenance of recipient's equipment.

Freedom of Information Act (5 U.S.C. 552) and Disclosure of Confidential Information (generally 18 U.S.C. 1905). AmSafe is furnishing this document in confidence. The information disclosed herein falls within exemption (b) (4) of 5 USC 552 and the prohibitions of 18 USC 1905.

The AmSafe Commercial and Government Entity (CAGE) code: 35FB9

ATA 25-20-01 and 25-10-01

AmSafe Inc.
1043 N. 47th Avenue
Phoenix, Arizona 85043
Telephone: +1(602) 850-2850
Fax: +1(602) 850-2812

Customer Service:
www.amsafe.com
customerservice-new@amsafe.com
602-850-2850
800-228-1567

SB505960-01, Issue: 6
Page: 1 of 13
Date: 07-Nov-2019



SERVICE BULLETIN

Transmittal Sheet

TO: Holders of SB505960-01, dated 07-Nov-2019. This page transmits issue 6.

Revision Highlights

A complete reissue of SB505960-01 accomplishes the changes summarized below. Remove and replace SB505960-01.

| Page(s) | Correction/Update |
|---------------|--|
| Page 4 of 13 | Deleted the note stating: "Some steps and compliance deadlines are required for compliance (RC) with the Federal Aviation Administration (FAA) airworthiness directive (AD)" as FAA notice of proposed rulemaking (NPRM) Docket No. FAA-2019-0021; Product Identifier 2018-NM-038-AD was withdrawn on July 30, 2019. |
| | Moved the note on the location of the restraint part number to follow step 1. |
| | Deleted RC content in step 2 and revised the step numbers. |
| Page 5 of 13 | Changed "must" to "may" in the first paragraph in section 1.4. |
| | Deleted RC content from the first two bullets in section 1.4. |
| | Deleted content on AmSafe approval of the SB and FAA TSO approval in section 1.5 |
| | Deleted content on readability of the part number on the label in section 1.6. |
| Page 6 of 13 | Deleted RC content from the first two bullets in section 1.6 and revised the cross reference to step 2 in the second bullet in section 1.6 |
| Page 7 of 13 | Defined the terms for the acronym "RMA" in the third bullet from the top of the page. |
| Page 8 of 13 | Changed "must" to "may" in the first paragraph in the first and second bullets in section 3. |
| | Deleted RC content from the bullets in section 3.1. |
| | Deleted RC content from steps 1 and 2 in section 3.2. |
| Page 10 of 13 | Deleted RC content from step 1 in section 3.3. |

ATA 25-20-01 and 25-10-01

AmSafe Inc.
1043 N. 47th Avenue
Phoenix, Arizona 85043
Telephone: +1(602) 850-2850
Fax: +1(602) 850-2812

Customer Service:
www.amsafe.com
customerservice-new@amsafe.com
602-850-2850
800-228-1567

SB505960-01, Issue: 6
Page: 2 of 13
Date: 07-Nov-2019



SERVICE BULLETIN

Record of Revisions

Retain this record at the front of the service bulletin. On receipt of an issue, record incorporation of the issue on this sheet.

| Issue | Issue Date | Date Inserted | Inserted By |
|-------|-------------|---------------|-------------|
| 1 | 06-Nov-2014 | | |
| 2 | 05-Jan-2018 | | |
| 3 | 19-Apr-2018 | | |
| 4 | 03-Jul-2018 | | |
| 5 | 06-Aug-2018 | | |
| 6 | 07-Nov-2019 | | |

AmSafe Inc.
1043 N. 47th Avenue
Phoenix, Arizona 85043
Telephone: +1(602) 850-2850
Fax: +1(602) 850-2812

Customer Service:
www.amsafe.com
customerservice-new@amsafe.com
602-850-2850
800-228-1567

ATA 25-20-01 and 25-10-01

SB505960-01, Issue: 6
Page: 3 of 13
Date: 07-Nov-2019



SERVICE BULLETIN

1 Planning Information

1.1 Effectivity

This service bulletin applies to restraints with a date of manufacture (DMF) between March, 2011 and July, 2015 that have hook assemblies with exposed springs.

Step 1. Find the restraint part number in Table 1.

Note: The restraint part number is located in the illustrated parts list in the instructions for continued airworthiness (ICA) or component maintenance manual (CMM).

Step a. If the restraint's part number is not in Table 1 you are done with this service bulletin.

Step b. If the restraint's part number is in Table 1, proceed with this service bulletin.

Table 1 – Affected Restraint Part Numbers

| | | | | | | | |
|------|------|------|------|------|------|------|------|
| 2194 | 2207 | 2227 | 2265 | 7172 | 7186 | 7207 | 7229 |
| 2197 | 2215 | 2230 | 7151 | 7173 | 7190 | 7212 | 7230 |
| 2201 | 2218 | 2231 | 7160 | 7176 | 7193 | 7215 | 7240 |
| 2202 | 2221 | 2232 | 7161 | 7179 | 7194 | 7218 | |
| 2204 | 2224 | 2238 | 7164 | 7182 | 7196 | 7219 | |
| 2205 | 2225 | 2248 | 7168 | 7183 | 7197 | 7222 | |
| 2206 | 2226 | 2259 | 7169 | 7184 | 7203 | 7225 | |

Step 2. Determine if the hook assembly has exposed springs.

Step a. Find the hook assembly (Figure 1 and Figure 2) on the connector half and the buckle half.

Step i. If the hook assembly on the connector half or the buckle half does not have exposed springs (Figure 1) you are done with this service bulletin.

Step ii. If the hook assembly has exposed springs (Figure 2) proceed with this service bulletin.



Figure 1 – Hook Assembly Without Exposed Springs

ATA 25-20-01 and 25-10-01

AmSafe Inc.
1043 N. 47th Avenue
Phoenix, Arizona 85043
Telephone: +1(602) 850-2850
Fax: +1(602) 850-2812

Customer Service:
www.amsafe.com
customerservice-new@amsafe.com
602-850-2850
800-228-1567

SB505960-01, Issue: 6
Page: 4 of 13
Date: 07-Nov-2019



SERVICE BULLETIN




Figure 2 – Hook Assembly With Exposed Springs

1.2 Reason

Hook assemblies with exposed springs are subject to damage (e.g. compressed springs, bends, rotation or deformation).

1.3 Description

This service bulletin ensures hook assemblies do not have exposed springs by providing the criteria and instruction to identify and replace restraints.

1.4 Compliance

Compliance may be accomplished by November 6, 2022.

Compliance is accomplished:

- If the restraint part number is not in Table 1 (refer to section 1.1, Step 1).
- If the hook assembly does not have exposed springs (refer to section 1.1, Step 2).
- Upon completion of the visual inspections and functional checks (refer to sections 3.2 and 3.3).

1.5 Approval

This service bulletin contains no modification information that revises the approved configuration and therefore does not require FAA or other regulatory agency approval.

1.6 Manpower

Time to accomplish this service bulletin varies depending on a number of factors (e.g., accessibility to the hook assembly part number, accessibility to the hook assembly itself, etc.)

ATA 25-20-01 and 25-10-01

AmSafe Inc.
1043 N. 47th Avenue
Phoenix, Arizona 85043
Telephone: +1(602) 850-2850
Fax: +1(602) 850-2812

Customer Service:
www.amsafe.com
customerservice-new@amsafe.com
602-850-2850
800-228-1567

SB505960-01, Issue: 6
Page: 5 of 13
Date: 07-Nov-2019



SERVICE BULLETIN

- Time to determine if the restraint's part number is in Table 1 is less than a minute per restraint (refer to section 1.1, Step 1).
- Time to determine if the hook assembly has exposed springs is less than a minute per restraint (refer to section 1.1, Step 2).
- Time to accomplish a visual inspection and functional check is less than five minutes per restraint (refer to sections 3.2 and 3.3).
- Time to remove, return and replace restraints varies (refer to sections 3.2 and 3.3).

1.7 Weight and Balance

Restraints without exposed springs (Figure 1) weigh 6 grams more than restraints with exposed springs (Figure 2).

1.8 Electrical Load Data

None.

1.9 Software Accomplishment Summary

None.

1.10 References

None.

1.11 Other Publications Affected

None.

1.12 Interchangeability or Intermixability of Parts

Interchanging or intermixing restraints is not allowed. Restraints with exposed springs on the hook assembly must be returned to AmSafe.

2 Material Information

2.1 Material - Price and Availability

Two options are available to receive restraints that comply with this service bulletin.

1. For restraints that are not removed, issue a purchase order, with the following items, to AmSafe for the quantity of restraints required. After installing the new restraints, return the removed restraints for full credit. Reference "Service Bulletin: SB505960-01" in documents that accompany the returned restraints.
 - Restraint part number
 - Quantity
 - Reference: "Service Bulletin: SB505960-01"
2. For restraints that were removed, obtain replacement restraints by contacting AmSafe Customer Service and creating a purchase order with the following information.
 - Restraint part number

ATA 25-20-01 and 25-10-01



SERVICE BULLETIN

- Quantity
- Reference: "Service Bulletin: SB505960-01"
- Return material authorization (RMA) number
- Name of airline/operator
- Shipping address

Return restraints to the following location.

AmSafe
1043 N. 47th Avenue
Phoenix, Arizona 85043
customerservice-new@amsafe.com
Telephone: +1(602) 850-2850
Fax: +1(602) 850-2812

2.2 Industry Support Information

None.

2.3 Material Necessary for Each Aircraft/Engine/Component

None.

2.4 Material Necessary for Each Spare

None.

2.5 Reidentified Parts

None.

2.6 Tooling - Price and Availability

None.

2.7 Warranty

AmSafe warranty remedies are available for the restraints in the materials price and availability section of this service bulletin.

3 Accomplishment Instructions

Both a visual inspection and a functional check must be performed at the intervals in section 3.1. The intervals provide customers a flexible means to inspect and replace restraints. The intervals are based on compliance to issue 2 (dated 05-Jan-2018) of this service bulletin.

SB505960-01, issue 2, section 1.5 (compliance): "This service bulletin must be accomplished by November 6, 2022. Inspections defined within this service bulletin are required to be performed initially within 180 days of the date of this document. Subsequent inspections shall be performed during the next heavy maintenance check within intervals not exceeding 24 months. Upon replacement of the restraint systems identified herein either as a result of actions defined within

ATA 25-20-01 and 25-10-01

AmSafe Inc.
1043 N. 47th Avenue
Phoenix, Arizona 85043
Telephone: +1(602) 850-2850
Fax: +1(602) 850-2812

Customer Service:
www.amsafe.com
customerservice-new@amsafe.com
602-850-2850
800-228-1567

SB505960-01, Issue: 6
Page: 7 of 13
Date: 07-Nov-2019



SERVICE BULLETIN

this service bulletin, replacement due to service life end or general attrition, the actions required within this service bulletin will be fully realized and terminated.”

- Customers who complied with issue 2 of this service bulletin may proceed on their current schedule for the remaining intervals in section 3.1. All affected restraints may be replaced by November 6, 2022.
- Customers who did not comply with issue 2 of this service bulletin must comply with all intervals in section 3.1. All affected restraints may be replaced by November 6, 2022.

3.1 Intervals

- First interval: perform a visual inspection and the first functional check within 180 days from the date of this service bulletin by following the procedures in sections 3.2 and 3.3.
- Remaining intervals: repeat a visual inspection and a functional check at every heavy maintenance check or every 24 months (whichever occurs first) by following the procedures sections 3.2 and 3.3.

3.2 Visual Inspection Procedure



WARNING: FAILURE TO FOLLOW INSTRUCTION IN THE ICA OR CMM MAY RESULT IN DEATH OR INJURY TO PERSONNEL.

Step 1. Obtain the applicable ICA or CMM and follow the instructions in the removal and replacement section to disconnect the connector half and buckle half from the seat or aircraft structure.

Step 2. Visually examine the hook assembly for damage (e.g., compressed springs, bends, rotation or deformation of the bridge along the X axis, Y axis or Z axis) that would restrict movement or function (Figure 3 and Figure 4).

ATA 25-20-01 and 25-10-01

AmSafe Inc.
1043 N. 47th Avenue
Phoenix, Arizona 85043
Telephone: +1(602) 850-2850
Fax: +1(602) 850-2812

Customer Service:
www.amsafe.com
customerservice-new@amsafe.com
602-850-2850
800-228-1567

SB505960-01, Issue: 6
Page: 8 of 13
Date: 07-Nov-2019



SERVICE BULLETIN




Figure 3 – Damaged Hook Assembly



SERVICE BULLETIN



Figure 4 – Damaged Hook Assembly

Step a. If there is no evidence of damage the visual inspection is complete. Perform a functional check following the procedure in section 3.3.

Step b. If there is evidence of damage a functional check is not required.

Step i. Return the restraint to AmSafe by following the instructions in section 2.1 and by following the shipping and handling instructions in the ICA or CMM.

Step ii. Upon receipt of a new restraint from AmSafe, install the new restraint following the instructions in the ICA or CMM.

3.3 Functional Check Procedure

Step 1. Compress and release the spring keeper.

Step a. The spring keeper should easily compress and release. There should be no deformation or damage preventing the spring keeper from fully compressing and releasing.

Step b. The spring keeper should return to a closed position. The closed position is achieved when the spring is firmly engaged/pressed and the keeper is against the hook, creating “closed loop” (Figure 5). There should be no deformation or damage preventing the spring keeper from returning to a closed position.

ATA 25-20-01 and 25-10-01



SERVICE BULLETIN






Figure 5 – Spring Keeper and Closed Loop

- Step c. If the spring keeper easily compresses and releases and returns to the closed position the functional check is complete.
- Step d. If the spring keeper does not easily compress and release, or the spring keeper does not return to a closed position, return the restraint to AmSafe.
- Step i. Return the restraint to AmSafe by following the instructions in section 2.1 and by following the shipping and handling instructions in the ICA or CMM.
- Step ii. Upon receipt of a new restraint from AmSafe, install the new restraint following the instructions in the ICA or CMM.



SERVICE BULLETIN

4 Approval Signatures

| | | |
|--------------|---|---|
| Prepared By: |  |  |
| | Jeanette Buenger, Technical Writer | Date |
| Approved By: |  |  |
| | Matt Browning, Engineering Manager, Two-Point Restraints | Date |
| Approved By: |  |  |
| | Jack Riley, Manager, Quality Assurance | Date |
| Approved By: |  |  |
| | Moumita Roy, Manager, Certification | Date |
| Approved By: |  |  |
| | Shawn Bucher, Director of Engineering | Date |



SERVICE BULLETIN

Notice of Service Bulletin Compliance for SB505960-01, Issue: 6

The notice of service bulletin compliance may be emailed or mailed.

Email:

- jriley@AMSAFE.com
- Subject: "Notice of Service Bulletin Compliance for SB505960-01, Issue: 6"

Mail:

AmSafe Inc.
 Attn.: Quality Assurance
 1043 N. 47th Avenue
 Phoenix, Arizona 85043
 Telephone: +1(602) 850-2850
 Fax: +1(602) 850-2812

RE: Notice of Service Bulletin Compliance for SB505960-01, Issue: 6

AmSafe Quality Assurance:

This letter is to inform AmSafe that SB505960-01, issue: 6 was complied with as indicated as indicated in the compliance section of the document.

Restraint Part No.: _____

Airline: _____

Method of Compliance: _____

Print Name

Signature

Address

Date

ATA 25-20-01 and 25-10-01

AmSafe Inc.
 1043 N. 47th Avenue
 Phoenix, Arizona 85043
 Telephone: +1(602) 850-2850
 Fax: +1(602) 850-2812

Customer Service:
 www.amsafe.com
 customerservice-new@amsafe.com
 602-850-2850
 800-228-1567

SB505960-01, Issue: 6
 Page: 13 of 13
 Date: 07-Nov-2019